



# User Manual

## FEATURES:

- Simple device updates via the MAV Manager software.
- Data download from sensors.
- Online telemetry view on the PC.
- Configuration of MAV Sense products.

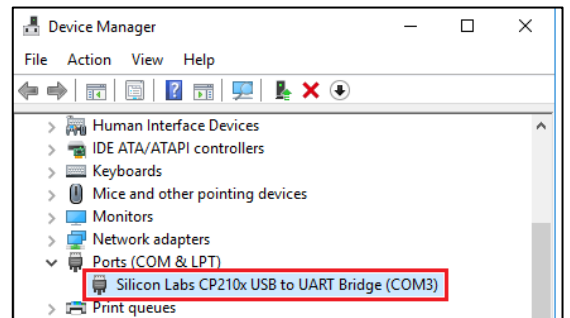
	USB INTERFACE
Dimensions (including connectors)	33x12x6mm
Weight	2g
USB Connector	MINI USB Typ B (USB 2.0)
Current	25mA
Supply Voltage	5V
Output current	130mA
Chip	Silicon Labs CP2102
Transmission speeds	up to 1Mbps
Operating temperature	-20 – 85°C

## INSTALLATION:

Connect the USB interface to your PC/laptop using a *USBA to Mini B* cable. The software drivers are usually installed automatically by the operating system and the interface appears in the Device Manager as a virtual COM port.

If the drivers are not installed automatically, please follow the link below and install them manually:

<https://www.silabs.com/developers/usb-to-uart-bridge-vcp-drivers>




## FIRMWARE UPDATE

Firmware updates for the device are transferred from a PC via the USB interface. The required programs and files are available at [www.mavsense.com](http://www.mavsense.com)

Install the MAV Manager software and the USB drivers on your computer. Check the system requirements.

- 1) Disconnect all accessories from device.
- 2) Connect the USB interface to your PC, run MAV Manager and select the correct COM Port.
- 3) Connect the device according to the picture below.
- 4) Select the \*.BIN file and press the Update button.



## WARRANTY

We grant a warranty of 24 months from the day of purchase under the assumption that they have been operated in conformity with these instructions at recommended voltages and that they were not damaged mechanically. Warranty and post warranty service is provided by the manufacturer.



## Distributor

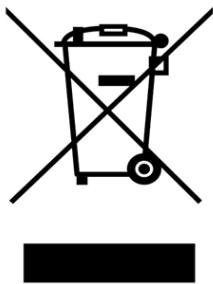
**GB: ESG-JETI-FIALA UK**, B M Jones, 15 London Road, Hassocks, West Sussex, BN6 9NT, United Kingdom.  
E-mail: sales@esoaringgadgets.co.uk | Website: www.esoaringgadgets.co.uk | Phone: 44(0)7740181861

## Manufacturer

**MAV Sense s.r.o.**  
E-mail: info@mavsense.com | Website: www.mavsense.com

## Information on Disposal for Users of Waste Electrical & Electronic Equipment (private households)

---



This symbol on the products and/or accompanying documents means that used electrical and electronic products should not be mixed with general household waste.

For proper treatment, recovery and recycling, please take these products to designated collection points, where they will be accepted on a free of charge basis. Alternatively, in some countries you may be able to return your products to your local retailer upon the purchase of an equivalent new product.

Disposing of this product correctly will help to save | valuable resources and prevent any potential negative effects on human health and the environment which could otherwise arise from inappropriate waste handling. Please contact your local authority for further details of your nearest designated collection point.

Penalties may be applicable for incorrect disposal of this waste, in accordance with national legislation.

### For business users in the European Union

If you wish to discard electrical and electronic equipment, please contact your dealer or supplier for further information.

### Information on Disposal in other Countries outside the European Union

This symbol is only valid in the European Union.

If you wish to discard this product, please contact your local authorities or dealer and ask for the correct method of disposal.